

**UNITED STATES DISTRICT COURT
FOR THE
DISTRICT OF NEW JERSEY**

COMMODITY FUTURES TRADING)	
COMMISSION,)	
)	
Plaintiff,)	D.N.J. Civ. No.: 04 CV 1512
)	
vs.)	
)	
EQUITY FINANCIAL GROUP, LLC,)	
TECH TRADERS, INC., TECH)	
TRADERS, LTD., MAGNUM)	
INVESTMENTS, LTD., MAGNUM)	
CAPITAL INVESTMENTS, LTD.,)	
VINCENT J. FIRTH, ROBERT W.)	
SHIMER, COYT E. MURRAY, and J.)	
VERNON ABERNETHY,)	
)	
Defendants.)	

**AFFIDAVIT OF STEPHEN T. BOBO
CONCERNING FINAL DISTRIBUTION SCHEDULES**


Stephen T. Bobo, first being duly sworn, states and avers as follows:

1. I am an attorney licensed to practice law in the State of Illinois and the District of Columbia.
2. I have served as Equity Receiver in this case for defendants Equity Financial Group, LLC, Tech Traders, Inc., Tech Traders, Ltd., Magnum Investments, Ltd., Magnum Capital Investments, Ltd., Vincent J. Firth and Robert W. Shimer.
3. Following the entry of this Court's orders in early December 2007 authorizing the final distributions of receivership funds, disallowing the disputed claim of Alison Shimer and fixing the amounts of professional fees, I finalized the calculations of the amounts to be distributed on account of each allowed claim and updated the distributions schedules that were attached to the order authorizing the final distribution. Those updated schedules are attached to

this affidavit. Separate distribution schedules were prepared for Tech Traders investors (attached hereto as Exhibit "A"), Shasta Capital Associates investors (attached hereto as Exhibit "B"), Universe Capital Associates investors (attached hereto as Exhibit "C") and investors who dealt with one or more of the Sterling Entities (attached hereto as Exhibit "D").

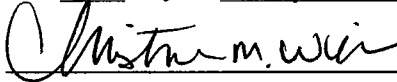
4. On December 21, 2007, I caused checks to be issued and mailed to those investors holding allowed claims. The checks were in the respective amounts shown on the distribution tables.

AFFIANT says nothing further.



STEPHEN T. BOBO

SWORN TO AND SUBSCRIBED before me
this 5th day of February, 2008.



NOTARY PUBLIC




EXHIBIT A

Final Distribution Schedule: Tech Traders Allowed Claims

CFTC v. Equity Financial Group, LLC et al., Case No. 04CV 1512

Claim Number	Claimant	Funds Invested	Aggregate Funds Invested	Total Distribution Amount (63.781035% of Aggregate Funds Invested)	Total Previous Withdrawals	Interim Distribution	Final Distribution Amount (net of any credits or reimbursements owed to Tech Traders)
13	Triple C Corp.	\$675,000.00	\$675,000.00	\$430,521.99	\$0.00	\$193,000.00	\$174,021.99
24	Future Dreams, LLC c/o Ferrell, Mary A. and Scott	\$410,000.00	\$410,000.00	\$261,502.24	\$95,000.00	\$60,800.00	\$105,702.24
27	Harper Jr., M.D., Fitz	\$125,000.00	\$125,000.00	\$79,726.29	\$156,487.00	\$0.00	\$0.00
32	Janelle Wagner Trust c/o Snyder Financial Services	\$239,000.00	\$239,000.00	\$152,436.67	\$75,000.00	\$15,820.00	\$61,616.67

Final Distribution Schedule: Tech Traders Allowed Claims

CFTC v. Equity Financial Group, LLC et al., Case No. 04CV 1512

Claim Number	Claimant	Funds Invested	Aggregate Funds Invested	Total Distribution Amount (63.781035% of Aggregate Funds Invested)	Total Previous Withdrawals	Interim Distribution	Final Distribution Amount (net of any credits or reimbursements owed to Tech Traders)
47	P & G Associates, LLC (Account No. 5100-3)	\$1,510,000.00		\$0.00			
48	P & P Associates, LLC (Account No. 1100 LDP)	\$250,000.00		\$0.00			
49	P & P Associates, LLC (Account No. 1100 WAP)	\$350,000.00		\$0.00			
50	Patton Associates, LLC (Account No. 1098)	\$1,000,000.00		\$0.00			
51	Patton Associates, LLC (Account No. 1098-1)	\$900,000.00		\$0.00			
52	Patton Associates, LLC (Account No. 1098-sub)	\$199,990.00		\$0.00			
Totals for Claim Numbers 47 through 52			\$4,209,990.00	\$2,685,175.20	\$3,143,333.00	\$0.00	\$0.00
58	Rola, LLC c/o Robert P. Goldstein	\$500,000.00	\$500,000.00	\$318,905.18	\$0.00	\$190,000.00	\$128,905.18

Final Distribution Schedule: Tech Traders Allowed Claims

CFTC v. Equity Financial Group, LLC et al., Case No. 04CV 1512

Claim Number	Claimant	Funds Invested	Aggregate Funds Invested	Total Distribution Amount (63.781035% of Aggregate Funds Invested)	Total Previous Withdrawals	Interim Distribution	Final Distribution Amount (net of any credits or reimbursements owed to Tech Traders)
92	Shasta Capital Associates, LLC (net of professional fee and Kaivalya reimbursements)	\$13,883,381.20	\$13,883,381.20	\$8,854,964.22	\$1,613,858.00	\$3,661,826.86	\$3,420,639.71
70-76	Sterling Claim (Aggregated Claim of the Sterling Entities) (net of professional fee reimbursement)	\$15,944,011.00	\$15,944,011.00	\$10,169,255.24	\$1,424,618.40	\$2,879,342.54	\$5,698,888.30
TOTALS			\$35,986,382.20	\$22,952,487.03	\$6,508,296.40	\$7,000,789.40	\$9,589,774.09

Final Distribution Schedule: Tech Traders Disallowed Claims

CFTC v. Equity Financial Group, LLC et al. , Case No. 04CV 1512

Claim Number	Claimant	Claimed Total Funds Invested (based on claim forms)	Claimed Total Previous Withdrawals (based on claim forms)	Distribution Amount
5	Bally Lines Ltd. c/o Dr. Edward J. Evors: DISALLOWED*	\$1,458,000.00	\$485,000.00	\$0.00
22	Dream Venture Group, LLC c/o Gregg Ammerman: DISALLOWED	\$1,083,000.00	\$280,146.00	\$0.00
30	ICC Finance Corp. c/o Shlomo Bitensky: DISALLOWED	\$400,000.00	\$411,115.00	\$0.00
31, 43	New Century Trading, LLC	\$273,158.00	\$245,576.00	\$0.00
55	Quest for Life c/o Samuel J. Grimes: DISALLOWED	\$2,850,000.00	\$870,000.00	\$0.00
TOTALS		\$6,064,158.00	\$2,291,837.00	\$0.00

*One of the Bally Lines Investors, Dr. Donald Dilenno, entered into a settlement with the Tech Traders receivership in which he received a lump sum of \$30,000 in complete satisfaction of all claims, direct and indirect, that he had against Tech Traders.

EXHIBIT B

Final Distribution Schedule: Shasta Capital Associates, LLC Allowed Claims

CFTC v. Equity Financial Group, LLC et al., Case No. 04CV 1512

Claim Number	Claimant	Funds Invested	Aggregate Funds Invested	Total Distribution (70.85717% of Aggregate Funds Invested)	Total Previous Withdrawals	Interim Distribution	Final Distribution Amount (70.85717% of Aggregate Funds Invested less Total Previous Withdrawals and less Interim Distribution)
1	A Wall Street Fund c/o Thomas Buckley	\$450,000.00	\$450,000.00	\$318,857.27	\$0.00	\$164,250.00	\$154,607.27
2	Aaron, Susan D. c/o Vanguard Fiduciary Trust Company	\$100,000.00	\$100,000.00	\$70,857.17	\$0.00	\$36,500.00	\$34,357.17
3	Acacia Fund	\$115,000.00	\$115,000.00	\$81,485.75	\$0.00	\$41,975.00	\$39,510.75
4	Ardill, Thomas A.	\$99,980.00	\$99,980.00	\$70,843.00	\$71,133.00	\$0.00	\$0.00
6	Batchelar, Robert Scott	\$150,000.00	\$150,000.00	\$106,285.76	\$0.00	\$54,750.00	\$51,535.76
7	BPU Banca Popolare Commercio, Industria International SA c/o Massimo Munzin	\$519,914.6	\$519,914.60	\$368,396.77	\$0.00	\$189,768.83	\$178,627.94
8	Broadtree Reinsurance Co. c/o John Evans	\$200,000.00	\$200,000.00	\$141,714.34	\$0.00	\$73,000.00	\$68,714.34
9	Bubonovich, Michael and Carol	\$150,000.00		\$0.00			

Final Distribution Schedule: Shasta Capital Associates, LLC Allowed Claims

CFTC v. Equity Financial Group, LLC et al., Case No. 04CV 1512

Claim Number	Claimant	Funds Invested	Aggregate Funds Invested	Total Distribution (70.85717% of Aggregate Funds Invested)	Total Previous Withdrawals	Interim Distribution	Final Distribution Amount (70.85717% of Aggregate Funds Invested less Total Previous Withdrawals and less Interim Distribution)
10	Bubonovich, Michael c/o First Regional Bank	\$222,789.00		\$0.00			
Totals for Claim Numbers 9 and 10			\$372,789.00	\$264,147.74	\$0.00	\$136,067.99	\$128,079.75
11	Castle Rock Company Limited c/o Nesrin Gunkut	\$499,968.00	\$499,968.00	\$354,263.18	\$0.00	\$182,488.32	\$171,774.86
12	Chambers, James F. and Iva N.	\$100,000.00	\$100,000.00	\$70,857.17	\$36,500.00	\$0.00	\$34,357.17
14	Chen, Jun	\$100,000.00	\$100,000.00	\$70,857.17	\$0.00	\$36,500.00	\$34,357.17
91	Chicago Freight Car Leasing	\$300,000.00	\$300,000.00	\$212,571.51	\$0.00	\$109,500.00	\$103,071.51
15	Chung, Anita Li	\$150,000.00	\$150,000.00	\$106,285.76	\$0.00	\$54,750.00	\$51,535.76
17	Corcoran, Steve	\$200,000.00	\$200,000.00	\$141,714.34	\$0.00	\$73,000.00	\$68,714.34

Final Distribution Schedule: Shasta Capital Associates, LLC Allowed Claims

CFTC v. Equity Financial Group, LLC et al. , Case No. 04CV 1512

Claim Number	Claimant	Funds Invested	Aggregate Funds Invested	Total Distribution (70.85717% of Aggregate Funds Invested)	Total Previous Withdrawals	Interim Distribution	Final Distribution Amount (70.85717% of Aggregate Funds Invested less Total Previous Withdrawals and less Interim Distribution)
18	Dent, Thomas c/o Vanguard Fiduciary Trust Company	\$225,000.00		\$0.00			
19	Dent, Thomas W. and Barbara L.	\$150,000.00		\$0.00			
Totals for Claim Numbers 18 and 19			\$375,000.00	\$265,714.39	\$0.00	\$136,875.00	\$128,839.39
21	Deverett, Howard	\$100,000.00		\$0.00			
20	Deverett, Howard/Elexis Capital	\$300,000.00		\$0.00			
Totals for Claim Numbers 20 and 21			\$400,000.00	\$283,428.68	\$0.00	\$146,000.00	\$137,428.68
23	Freda, Richard R. and Marcia c/o Charles Schwab & Co.	\$75,000.00	\$75,000.00	\$53,142.88	\$0.00	\$27,375.00	\$25,767.88
66	G.W. Bond Management, LLC	\$100,000.00	\$100,000.00	\$70,857.17	\$0.00	\$36,500.00	\$34,357.17
25	Gambrell, Byron	\$60,000.00	\$60,000.00	\$42,514.30	\$0.00	\$21,900.00	\$20,614.30

Final Distribution Schedule: Shasta Capital Associates, LLC Allowed Claims

CFTC v. Equity Financial Group, LLC et al., Case No. 04CV 1512

Claim Number	Claimant	Funds Invested	Aggregate Funds Invested	Total Distribution (70.85717% of Aggregate Funds Invested)	Total Previous Withdrawals	Interim Distribution	Final Distribution Amount (70.85717% of Aggregate Funds Invested less Total Previous Withdrawals and less Interim Distribution)
28	Heller, William D. and Janet E.	\$100,000.00	\$100,000.00	\$70,857.17	\$0.00	\$36,500.00	\$34,357.17
90	Hirn, Ron c/o Ryan Allan Ltd.	\$100,000.00	\$100,000.00	\$70,857.17	\$0.00	\$36,500.00	\$34,357.17
29	Hirsch, Norman	\$205,000.00	\$205,000.00	\$145,257.20	\$0.00	\$74,825.00	\$70,432.20
33	Kalb, Austin	\$100,000.00	\$100,000.00	\$70,857.17	\$0.00	\$36,500.00	\$34,357.17

Final Distribution Schedule: Shasta Capital Associates, LLC Allowed Claims

CFTC v. Equity Financial Group, LLC et al. , Case No. 04CV 1512

Claim Number	Claimant	Funds Invested	Aggregate Funds Invested	Total Distribution (70.85717% of Aggregate Funds Invested)	Total Previous Withdrawals	Interim Distribution	Final Distribution Amount (70.85717% of Aggregate Funds Invested less Total Previous Withdrawals and less Interim Distribution)
34	KCL Corporation c/o Faith and Cengiz Ozcelebi	\$200,482.00	\$200,482.00	\$142,055.87	\$0.00	\$73,175.93	\$68,879.94
35	Kraus, Stephen J. c/o Lincoln Trust Company	\$136,000.00	\$136,000.00	\$96,365.75	\$0.00	\$49,640.00	\$46,725.75
36	Leveque, Laurent	\$100,000.00	\$100,000.00	\$70,857.17	\$0.00	\$36,500.00	\$34,357.17
38	Lopez, Alfred	\$25,000.00	\$25,000.00	\$17,714.29	\$0.00	\$9,125.00	\$8,589.29
39	Loucks, Richard	\$95,000.00	\$95,000.00	\$67,314.31	\$60,000.00	\$0.00	\$7,314.31
41	McManigal, Paul G.	\$100,000.00		\$0.00			
42	McManigal, Paul G. IRA c/o Millennium Trust Company	\$366,000.00		\$0.00			
Totals for Claim Numbers 41 and 42			\$466,000.00	\$330,194.41	\$366,000.00	\$0.00	\$0.00
44	Mukerji, Jaydip	\$200,000.00	\$200,000.00	\$141,714.34	\$0.00	\$73,000.00	\$68,714.34

Final Distribution Schedule: Shasta Capital Associates, LLC Allowed Claims

CFTC v. Equity Financial Group, LLC et al. , Case No. 04CV 1512

Claim Number	Claimant	Funds Invested	Aggregate Funds Invested	Total Distribution (70.85717% of Aggregate Funds Invested)	Total Previous Withdrawals	Interim Distribution	Final Distribution Amount (70.85717% of Aggregate Funds Invested less Total Previous Withdrawals and less Interim Distribution)
45	Northridge, G. Stephen	\$350,000.00	\$350,000.00	\$248,000.10	\$0.00	\$127,750.00	\$120,250.10
53	Podila, Prasad	\$400,000.00	\$400,000.00	\$283,428.68	\$0.00	\$146,000.00	\$137,428.68
56	Richardson, Robert c/o Charles Schwab & Co.	\$48,000.00	\$48,000.00	\$34,011.44	\$0.00	\$17,520.00	\$16,491.44
57	Richardson, Theresa c/o Charles Schwab & Co.	\$28,000.00	\$28,000.00	\$19,840.01	\$0.00	\$10,220.00	\$9,620.01
59	Saner, Cheri	\$110,000.00	\$110,000.00	\$77,942.89	\$0.00	\$40,150.00	\$37,792.89
60	Saner, Dale c/o First Regional Bank	\$360,000.00	\$360,000.00	\$255,085.81	\$0.00	\$131,400.00	\$123,685.81

Final Distribution Schedule: Shasta Capital Associates, LLC Allowed Claims

CFTC v. Equity Financial Group, LLC et al., Case No. 04CV 1512

Claim Number	Claimant	Funds Invested	Aggregate Funds Invested	Total Distribution (70.85717% of Aggregate Funds Invested)	Total Previous Withdrawals	Interim Distribution	Final Distribution Amount (70.85717% of Aggregate Funds Invested less Total Previous Withdrawals and less Interim Distribution)
61	Schulz, Diana c/o Millenium Trust Co.	\$22,794.15		\$0.00			
62	Schulz, William C. and Diana	\$244,000.00		\$0.00			
63	Schulz, William C. c/o Millenium Trust Co.	\$42,066.20		\$0.00			
Totals for Claim Numbers 61, 62, and 63			\$308,860.35	\$218,849.70	\$105,000.00	\$7,734.03	\$106,115.67
64	Seward, Charles	\$60,000.00	\$60,000.00	\$42,514.30	\$0.00	\$21,900.00	\$20,614.30
68	Shimer, Stephen D.	\$175,000.00		\$0.00			
69	Shimer, Stephen/ SDS Defined Benefit Plan	\$50,000.00		\$0.00			
Totals for Claim Numbers 68 and 69			\$225,000.00	\$159,428.63	\$0.00	\$82,125.00	\$77,303.63

Final Distribution Schedule: Shasta Capital Associates, LLC Allowed Claims

CFTC v. Equity Financial Group, LLC et al., Case No. 04CV 1512

Claim Number	Claimant	Funds Invested	Aggregate Funds Invested	Total Distribution (70.85717% of Aggregate Funds Invested)	Total Previous Withdrawals	Interim Distribution	Final Distribution Amount (70.85717% of Aggregate Funds Invested less Total Previous Withdrawals and less Interim Distribution)
77	Stevenson, Nicholas c/o Millennium Trust Company	\$285,939.16		\$0.00			
78	Stevenson, Nicholas	\$250,000.00		\$0.00			
Totals for Claim Numbers 77 and 78			\$535,939.16	\$379,751.32	\$0.00	\$195,617.79	\$184,133.53
79	Taleb, Nazih and May c/o Karim Taleb	\$100,000.00	\$100,000.00	\$70,857.17	\$0.00	\$36,500.00	\$34,357.17
80	Tate Family Limited Partnership	\$430,000.00	\$430,000.00	\$304,685.83	\$0.00	\$156,950.00	\$147,735.83
81	Tate, Philip	\$300,000.00	\$300,000.00	\$212,571.51	\$0.00	\$109,500.00	\$103,071.51
82	Triester International Trading Corporation	\$200,000.00	\$200,000.00	\$141,714.34	\$0.00	\$73,000.00	\$68,714.34
83	Unger, Kathrin	\$238,000.00	\$238,000.00	\$168,640.06	\$66,600.00	\$20,270.00	\$81,770.06
84	Unger, Samuel S.	\$125,000.00	\$125,000.00	\$88,571.46	\$0.00	\$45,625.00	\$42,946.46

Final Distribution Schedule: Shasta Capital Associates, LLC Allowed Claims

CFTC v. Equity Financial Group, LLC et al., Case No. 04CV 1512

Claim Number	Claimant	Funds Invested	Aggregate Funds Invested	Total Distribution (70.85717% of Aggregate Funds Invested)	Total Previous Withdrawals	Interim Distribution	Final Distribution Amount (70.85717% of Aggregate Funds Invested less Total Previous Withdrawals and less Interim Distribution)
85	Universe Capital Appreciation, LLC c/o David Perkins	\$3,079,500.00	\$3,079,500.00	\$2,182,046.55	\$432,435.00	\$691,582.50	\$994,244.26
86	Valbracht, Walter William and Janice	\$170,000.00	\$170,000.00	\$120,457.19	\$0.00	\$62,050.00	\$58,407.19
87	Wood, Dennis c/o Charles Schwab & Co.	\$53,000.00	\$53,000.00	\$37,554.30	\$0.00	\$19,345.00	\$18,209.30
88	Zinman, Don	\$250,000.00	\$250,000.00	\$177,142.93	\$0.00	\$91,250.00	\$85,892.93
89	Zwyssig, Marco	\$99,965.00	\$99,965.00	\$70,832.37	\$0.00	\$36,487.23	\$34,345.14
TOTALS		\$13,566,398.11	\$13,566,398.11	\$9,612,765.77	\$1,137,668.00	\$4,069,942.62	\$4,377,465.95

Final Distribution Schedule: Shasta Capital Associates, LLC Allowed Claims

CFTC v. Equity Financial Group, et al., Case No. 04 CV1512

Claim Number	Claimant	Total Allowed Claim Based on Settlement Agreement With Receiver	Distribution Amount Previously Paid to Claimant Based on Settlement Agreement With Receiver	Distribution Amount Previously Transferred from Shasta to Tech Traders (Value of Reduction of Claim Attributable to Settlement Agreement with Receiver)	Final Distribution Amount On Original Amount of Claim	Final Distribution Amount to be Transferred from Shasta to Tech Traders	Final Distribution Amount Payable to Claimant
26	Green, Marsha	\$40,000.00	\$40,000.00	\$38,325.00	\$36,075.03	\$36,075.03	\$0.00
37	List, Thomas c/o Millennium Trust Company	\$38,000.00	\$15,000.00	\$19,675.00	\$32,639.31	\$20,713.59	\$11,925.72
40	Marrongelle, Dr. Jeffrey L. and Barbara	\$100,000.00	\$21,500.00	\$15,000.00	\$34,357.17	\$10,000.00	\$24,357.17
46	Omaha Boy, Nancy H.	\$45,000.00	\$16,425.00	\$54,750.00	\$66,996.48	\$51,535.75	\$15,460.72
TOTALS:					\$170,067.99	\$118,324.37	\$51,743.61

Final Distribution Schedule: Shasta Capital Associates, LLC Disallowed or Disputed Claims

CFTC v. Equity Financial Group, LLC et al. , Case No. 04CV 1512

Claim Number	Claimant	Claimed Funds Invested	Claimed Aggregate Funds Invested	70.85717% of Claimed Aggregate Funds Invested	Total Previous Withdrawals	Reserve Amount for Shasta Tier 2 Investor (70.85717% of Claimed Aggregate Funds Invested Less Total Previous Withdrawals)
16	Citco Global Custody N.V. (Stable Absolute Return): DISALLOWED	\$250,000.00	\$250,000.00	\$177,142.88	\$0.00	\$0.00
65	Shasta, Peter Mt: DISALLOWED.	\$200,100.00	\$200,100.00	\$141,765.57	\$200,000.00	\$0.00
67	Shimer, Alison E.: DISALLOWED	\$150,000.00	\$150,000.00	\$106,271.04	\$0.00	\$0.00
TOTALS		\$600,100.00	\$600,100.00	\$425,179.49	\$200,000.00	\$0.00

EXHIBIT C

Final Distribution Schedule: Universe Capital Appreciation, LLC Allowed Claims

CFTC v. Equity Financial Group, LLC et al., Case No. 04CV 1512

Claimant	Funds Invested	Total Distribution Amount (63.879558% of Total Funds Invested)	Total Previous Withdrawals	Interim Distribution (Including Funds Previously Repaid to Tech Traders)	Tech Traders' Funds Received from Kaivalya	Final Distribution Amount Paid to Universe Tier 3 Investor (63.879558% of Total Funds Invested less Total Previous Withdrawals less Interim Distribution and less Transferred to Tech Traders)	Portion of Final Distribution Amount to be Transferred to Tech Traders
ALBRINK, J. & V.	\$160,000.00	\$102,207.29	\$0.00	\$45,600.00	\$0.00	\$56,607.29	\$0.00
ANDERSON, H.	\$22,000.00	\$14,053.50	\$0.00	\$6,270.00	\$0.00	\$7,783.50	\$0.00
ANDERSON, J.	\$30,000.00	\$19,163.87	\$0.00	\$8,550.00	\$0.00	\$10,613.87	\$0.00
BAETZ, D. & P. BRADLEY	\$10,000.00	\$6,387.96	\$0.00	\$2,850.00	\$0.00	\$3,537.96	\$0.00
BAETZ, J. & W.	\$5,000.00	\$3,193.98	\$0.00	\$1,425.00	\$0.00	\$1,768.98	\$0.00
CONDON, R.	\$160,000.00	\$102,207.29	\$12,500.00	\$33,100.00	\$0.00	\$56,607.29	\$0.00

Final Distribution Schedule: Universe Capital Appreciation, LLC Allowed Claims

CFTC v. Equity Financial Group, LLC et al., Case No. 04CV 1512

Claimant	Funds Invested	Total Distribution Amount (63.879558% of Total Funds Invested)	Total Previous Withdrawals	Interim Distribution (Including Funds Previously Repaid to Tech Traders)	Tech Traders' Funds Received from Kaivalya	Final Distribution Amount Paid to Universe Tier 3 Investor (63.879558% of Total Funds Invested less Total Previous Withdrawals less Interim Distribution and less Transferred to Tech Traders)	Portion of Final Distribution Amount to be Transferred to Tech Traders
COOK, R.	\$75,000.00	\$47,909.67	\$0.00	\$21,375.00	\$0.00	\$26,534.67	\$0.00
COOPER, R.	\$50,000.00	\$31,939.78	\$24,000.00	\$0.00	\$35,000.00	\$0.00	\$6,798.25
DONOHUE, J.	\$95,000.00	\$60,685.58	\$0.00	\$27,075.00	\$0.00	\$33,610.58	\$0.00
FISHER, C.	\$87,000.00	\$55,575.22	\$0.00	\$24,795.00	\$0.00	\$30,780.22	\$0.00
FISHER TRUST	\$25,000.00	\$15,969.89	\$0.00	\$7,125.00	\$0.00	\$8,844.89	\$0.00
FISHER, S.	\$70,000.00	\$44,715.69	\$0.00	\$19,950.00	\$0.00	\$24,765.69	\$0.00

Final Distribution Schedule: Universe Capital Appreciation, LLC Allowed Claims

CFTC v. Equity Financial Group, LLC et al., Case No. 04CV 1512

Claimant	Funds Invested	Total Distribution Amount (63.879558% of Total Funds Invested)	Total Previous Withdrawals	Interim Distribution (Including Funds Previously Repaid to Tech Traders)	Tech Traders' Funds Received from Kaivalya	Final Distribution Amount Paid to Universe Tier 3 Investor (63.879558% of Total Funds Invested less Total Previous Withdrawals less Interim Distribution and less Transferred to Tech Traders)	Portion of Final Distribution Amount to be Transferred to Tech Traders
FREEMAN, G.	\$100,000.00	\$63,879.56	\$0.00	\$28,500.00	\$0.00	\$35,379.56	\$0.00
FURST, J. & S.	\$57,750.00	\$36,890.44	\$25,000.00	\$0.00	\$0.00	\$11,890.44	\$0.00
GEIB, D. & L.	\$31,990.00	\$20,435.07	\$0.00	\$9,117.15	\$0.00	\$11,317.92	\$0.00
GRAVES, A.	\$100,000.00	\$63,879.56	\$0.00	\$28,500.00	\$25,000.00	\$35,379.56	\$0.00
GUBLER, C.	\$175,000.00	\$111,789.23	\$175,000.00	\$0.00	\$15,000.00	\$0.00	\$0.00
HUTCHINGS, D. & B.	\$230,000.00	\$146,922.98	\$68,000.00	\$0.00	\$0.00	\$78,922.98	\$0.00

Final Distribution Schedule: Universe Capital Appreciation, LLC Allowed Claims

CFTC v. Equity Financial Group, LLC et al., Case No. 04CV 1512

Claimant	Funds Invested	Total Distribution Amount (63.879558% of Total Funds Invested)	Total Previous Withdrawals	Interim Distribution (Including Funds Previously Repaid to Tech Traders)	Tech Traders' Funds Received from Kaivalya	Final Distribution Amount Paid to Universe Tier 3 Investor (63.879558% of Total Funds Invested less Total Previous Withdrawals less Interim Distribution and less Transferred to Tech Traders)	Portion of Final Distribution Amount to be Transferred to Tech Traders
MACLIN, C.	\$25,000.00	\$15,969.89	\$0.00	\$7,125.00	\$0.00	\$8,844.89	\$0.00
MASTER MARKETERS (STOLFUZ, D. & E.)	\$35,000.00	\$22,357.85	\$5,000.00	\$4,975.00	\$0.00	\$12,382.85	\$0.00
MILLER, O. & J.	\$20,000.00	\$12,775.91	\$0.00	\$5,700.00	\$0.00	\$7,075.91	\$0.00
MOOKERJEE, P.	\$220,000.00	\$140,535.03	\$0.00	\$62,700.00	\$0.00	\$77,835.03	\$0.00
NELSON, L.	\$50,000.00	\$31,939.78	\$0.00	\$14,250.00	\$0.00	\$17,689.78	\$0.00
NIXON, J.*	\$8,000.00	\$0.00	\$6,000.00	\$0.00	\$0.00	\$0.00	\$0.00

Final Distribution Schedule: Universe Capital Appreciation, LLC Allowed Claims

CFTC v. Equity Financial Group, LLC et al., Case No. 04CV 1512

Claimant	Funds Invested	Total Distribution Amount (63.879558% of Total Funds Invested)	Total Previous Withdrawals	Interim Distribution (Including Funds Previously Repaid to Tech Traders)	Tech Traders' Funds Received from Kaivalya	Final Distribution Amount Paid to Universe Tier 3 Investor (63.879558% of Total Funds Invested less Total Previous Withdrawals less Interim Distribution and less Transferred to Tech Traders)	Portion of Final Distribution Amount to be Transferred to Tech Traders
PINARD, A. & B.	\$70,104.00	\$44,782.13	\$0.00	\$19,979.59	\$0.00	\$24,802.54	\$0.00
PTAK, A. & C.	\$352,800.00	\$225,367.08	\$0.00	\$100,548.00	\$0.00	\$124,819.08	\$0.00
RABIN, M.	\$2,000.00	\$1,277.59	\$0.00	\$570.00	\$0.00	\$707.59	\$0.00
RICHARDSON, R. & T.	\$100,000.00	\$63,879.56	\$25,000.00	\$650.00	\$0.00	\$38,229.56	\$0.00
ROONEY, A. & P.	\$95,000.00	\$60,685.58	\$0.00	\$27,075.00	\$0.00	\$33,610.58	\$0.00
ROONEY, P. GREG & L.	\$87,500.00	\$55,894.61	\$30,000.00	\$0.00	\$0.00	\$25,894.61	\$0.00

Final Distribution Schedule: Universe Capital Appreciation, LLC Allowed Claims

CFTC v. Equity Financial Group, LLC et al., Case No. 04CV 1512

Claimant	Funds Invested	Total Distribution Amount (63.879558% of Total Funds Invested)	Total Previous Withdrawals	Interim Distribution (Including Funds Previously Repaid to Tech Traders)	Tech Traders' Funds Received from Kaivalya	Final Distribution Amount Paid to Universe Tier 3 Investor (63.879558% of Total Funds Invested less Total Previous Withdrawals less Interim Distribution and less Transferred to Tech Traders)	Portion of Final Distribution Amount to be Transferred to Tech Traders
SEDLACEK, B. & M.	\$50,000.00	\$31,939.78	\$0.00	\$14,250.00	\$0.00	\$17,689.78	\$0.00
SCHMALZ, H.	\$140,000.00	\$89,431.38	\$0.00	\$39,900.00	\$20,000.00	\$49,531.38	\$0.00
SHEETS, C.	\$10,000.00	\$6,387.96	\$0.00	\$2,850.00	\$0.00	\$3,537.96	\$0.00
SHEETS, R.	\$10,000.00	\$6,387.96	\$0.00	\$2,850.00	\$0.00	\$3,537.96	\$0.00
SHEETS, T.	\$3,000.00	\$1,916.39	\$0.00	\$855.00	\$0.00	\$1,061.39	\$0.00
SHERMAN FAMILY TRUST C/O SHERMAN, M.	\$50,000.00	\$31,939.78	\$4,000.00	\$10,250.00	\$0.00	\$17,689.78	\$0.00

Final Distribution Schedule: Universe Capital Appreciation, LLC Allowed Claims

CFTC v. Equity Financial Group, LLC et al., Case No. 04CV 1512

Claimant	Funds Invested	Total Distribution Amount (63.879558% of Total Funds Invested)	Total Previous Withdrawals	Interim Distribution (Including Funds Previously Repaid to Tech Traders)	Tech Traders' Funds Received from Kaivalya	Final Distribution Amount Paid to Universe Tier 3 Investor (63.879558% of Total Funds Invested less Total Previous Withdrawals less Interim Distribution and less Transferred to Tech Traders)	Portion of Final Distribution Amount to be Transferred to Tech Traders
THE GEORGE SHIMER TRUST	\$35,000.00	\$22,357.85	\$54,834.00	\$0.00	\$22,000.00	\$0.00	\$0.00
SIMPSON, T.	\$50,000.00	\$31,939.78	\$0.00	\$14,250.00	\$0.00	\$17,689.78	\$0.00
THOMPSON, REECE	\$50,000.00	\$31,939.78	\$0.00	\$14,250.00	\$0.00	\$17,689.78	\$0.00
TRINIDAD/VICO/PINNACLE	\$199,200.00	\$127,248.08	\$108,100.00	\$0.00	\$50,000.00	\$0.00	\$13,206.80
WATT, M.	\$47,000.00	\$30,023.39	\$0.00	\$13,395.00	\$0.00	\$16,628.39	\$0.00
WEDEL, HARLAND AND DONNA	\$65,800.00	\$42,032.75	\$8,000.00	\$10,753.00	\$30,000.00	\$4,032.75	\$19,247.00

Final Distribution Schedule: Universe Capital Appreciation, LLC Allowed Claims

CFTC v. Equity Financial Group, LLC et al., Case No. 04CV 1512

Claimant	Funds Invested	Total Distribution Amount (63.879558% of Total Funds Invested)	Total Previous Withdrawals	Interim Distribution (Including Funds Previously Repaid to Tech Traders)	Tech Traders' Funds Received from Kaivalya	Final Distribution Amount Paid to Universe Tier 3 Investor (63.879558% of Total Funds Invested less Total Previous Withdrawals less Interim Distribution and less Transferred to Tech Traders)	Portion of Final Distribution Amount to be Transferred to Tech Traders
YAMANE	\$100,000.00	\$63,879.56	\$0.00	\$28,500.00	\$0.00	\$35,379.56	\$0.00
ZULIANI	\$10,000.00	\$6,387.96	\$0.00	\$2,850.00	\$0.00	\$3,537.96	\$0.00
TOTALS:	\$3,369,144.00	\$2,147,083.93	\$545,434.00	\$662,757.74	\$197,000.00	\$994,244.26	\$39,252.05

* Pursuant to the Court's December 18, 2006 Order, Joan Nixon is barred from participating in the claims process.

EXHIBIT D

Final Distribution Schedule: Tier 2 Sterling Investor Allowed Claims

CFTC v. Equity Financial Group, LLC, et al., Case No. 04CV 1512

Sterling Claimant	Total Allowed Claim	Percentage of Total Allowed Sterling Tier 2 Claims (\$12,388,643.98)	Gross Distribution Amount (Percentage of Total Allowed Sterling Tier 2 Claims x Total Distribution Amount of \$8,584,449.84*)	Total Previous Withdrawals	Total Interim Distribution	Total Final Distribution Amount (Gross Distribution Amount less Total Prior Withdrawals and less Interim Distributions)
John Caire	\$851,875.00	6.876257009%	\$590,288.83	\$0.00	\$0.00	\$590,288.83
Samuel Currin	\$62,500.00	0.504494277%	\$43,308.06	\$0.00	\$0.00	\$43,308.06
CMP Fund	\$9,050,000.00	73.050771453%	\$6,271,006.83	\$0.00	\$2,542,248.78	\$3,728,758.05
DRL Twenty Plus	\$1,200,000.00	9.686290137%	\$831,514.72	\$0.00	\$337,093.76	\$494,420.96
Entrust Bank	\$127,500.00	1.029168327%	\$88,348.44	\$0.00	\$0.00	\$88,348.44
Michael and Angela Hubbard	\$160,000.00	1.291505310%	\$110,868.63	\$0.00	\$0.00	\$110,868.63
Luci Johnson	\$123,678.00	0.998317493%	\$85,700.06	\$6,219.00	\$0.00	\$79,481.06
Walter Kells and Brigitte Pilgrim	\$45,000.00	0.363235880%	\$31,181.80	\$0.00	\$0.00	\$31,181.80
Robert Lansing	\$500,000.00	4.035954223%	\$346,464.47	\$0.00	\$0.00	\$346,464.47
Elmer Martin	\$75,000.00	0.605393133%	\$51,969.67	\$0.00	\$0.00	\$51,969.67
Mary Raef	\$38,870.15	0.313756292%	\$26,934.25	\$0.00	\$0.00	\$26,934.25
Susan Raef	\$36,720.83	0.296407177%	\$25,444.93	\$0.00	\$0.00	\$25,444.93

Final Distribution Schedule: Tier 2 Sterling Investor Allowed Claims

CFTC v. Equity Financial Group, LLC, et al., Case No. 04CV 1512

Sterling Claimant	Total Allowed Claim	Percentage of Total Allowed Sterling Tier 2 Claims (\$12,388,643.98)	Gross Distribution Amount (Percentage of Total Allowed Sterling Tier 2 Claims x Total Distribution Amount of \$8,584,449.84*)	Total Previous Withdrawals	Total Interim Distribution	Total Final Distribution Amount (Gross Distribution Amount less Total Prior Withdrawals and less Interim Distributions)
Patti and Gary Reiter	\$27,500.00	0.221977482%	\$19,055.55	\$0.00	\$0.00	\$19,055.55
Terry Sanderson	\$90,000.00	0.726471760%	\$62,363.60	\$0.00	\$0.00	\$62,363.60
TOTALS:	\$12,388,643.98			\$6,219.00	\$2,879,342.54	\$5,698,888.30

* The Total Distribution Amount includes Sterling Claim Distributable Amount plus Sterling investor Luci Johnson's previous withdrawal of \$6,219.

Final Distribution Schedule: Tier 2 Sterling Investor Disallowed Claims

CFTC v. EFG, LLC, et al., Case No. 04CV 1512

Sterling Claimant	Claimed Funds Invested (per claim form)	Funds Invested Traceable to Tech Traders	Total Final Distribution Amount
Greg Borsoi	\$130,000.00	\$0.00	\$0.00
Samuel Currin - Oxford Corporation	\$26,595.00	\$0.00	\$0.00
Mark Malinowski	\$55,463.00	\$0.00	\$0.00